

WHY SPRITZTUBE® SHOULD BE USED

OXYGENATE QUICKLY	WORKS FOR LOW-SKILL OPERATORS	BOTH FOR EMERGENCY AND HOSPITAL SETTINGS	CAN BE INSERTED BOTH BLINDLY OR WITH LARYNGOSCOPE
GIVES TIME TO EVALUATE FURTHER STEPS WHILE VENTILATING THE PATIENT	WORKS AS ENDOTRACHEAL TUBE DURING INTUBATION – NO NEED FOR EXTRA MANEUVERES TO EXCHANGE AIRWAY DEVICES	INTUBATION IS POSSIBLE WITH ANY EQUIPMENT AVAILABLE	IDEAL COMBINED WITH FIBEROPTIC INTUBATION: APNEA PHASE REDUCED TO MINIMUM

TECHNICAL DATASHEET

Materials: Tube - medical grade PVC with embedded metal coil
 Balloons - distal in medical grade PVC, proximal in FLEXIMED
 Cuffs - medical grade PVC
 Stylet - PVC coated malleable steel

Safety: Latex free

Certification: CE marked (93/42/EEC Directive)
 Certificate MED 9827-A by KIWA CERMET ITALIA spa (Notified body N.0476)

Classification: Class IIa - Rule 5



ORDERING INFORMATION

REF	CH	Ø ext.	Shore	Length	Packaging	Box	Shelf life
MED ST-32 PVC	32	10,6 mm	65	330 mm	Single sterile pouch, sterilized by gamma rays	3 pcs.	5 years

Manufactured by:



Distributed by:



Via Gramsci, 9 - 40018 San Pietro in Casale (BO) - Italy
 Tel. +39 051.817902 +39 051.817850 Fax +39 051.817845
 www.simitalia.it www.medeurope.eu
 E-Mail: info@medeurope.eu

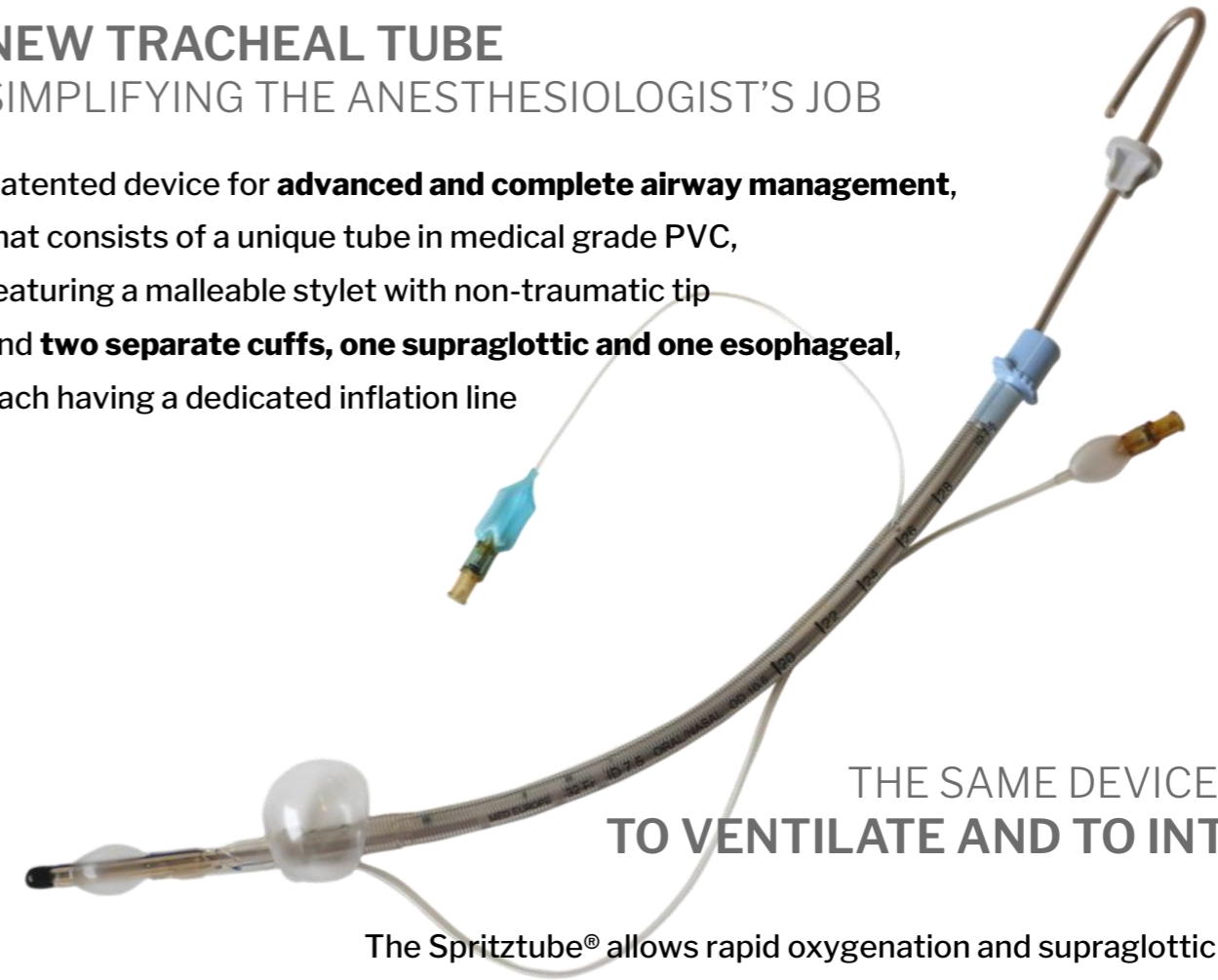
SPRITZTUBE®

by MED EUROPE s.r.l.



NEW TRACHEAL TUBE SIMPLIFYING THE ANESTHESIOLOGIST'S JOB

Patented device for **advanced and complete airway management**, that consists of a unique tube in medical grade PVC, featuring a malleable stylet with non-traumatic tip and **two separate cuffs, one supraglottic and one esophageal**, each having a dedicated inflation line



THE SAME DEVICE IS USED
TO VENTILATE AND TO INTUBATE

The Spritztube® allows rapid oxygenation and supraglottic ventilation, as well as subsequent **intubation with the aid of any available device (classic or video laryngoscope, rigid or flexible fiberscope)**, minimizing the apnea phase

EASY AND SAFE TO USE EVEN IN OUT-OF-HOSPITAL SETTING

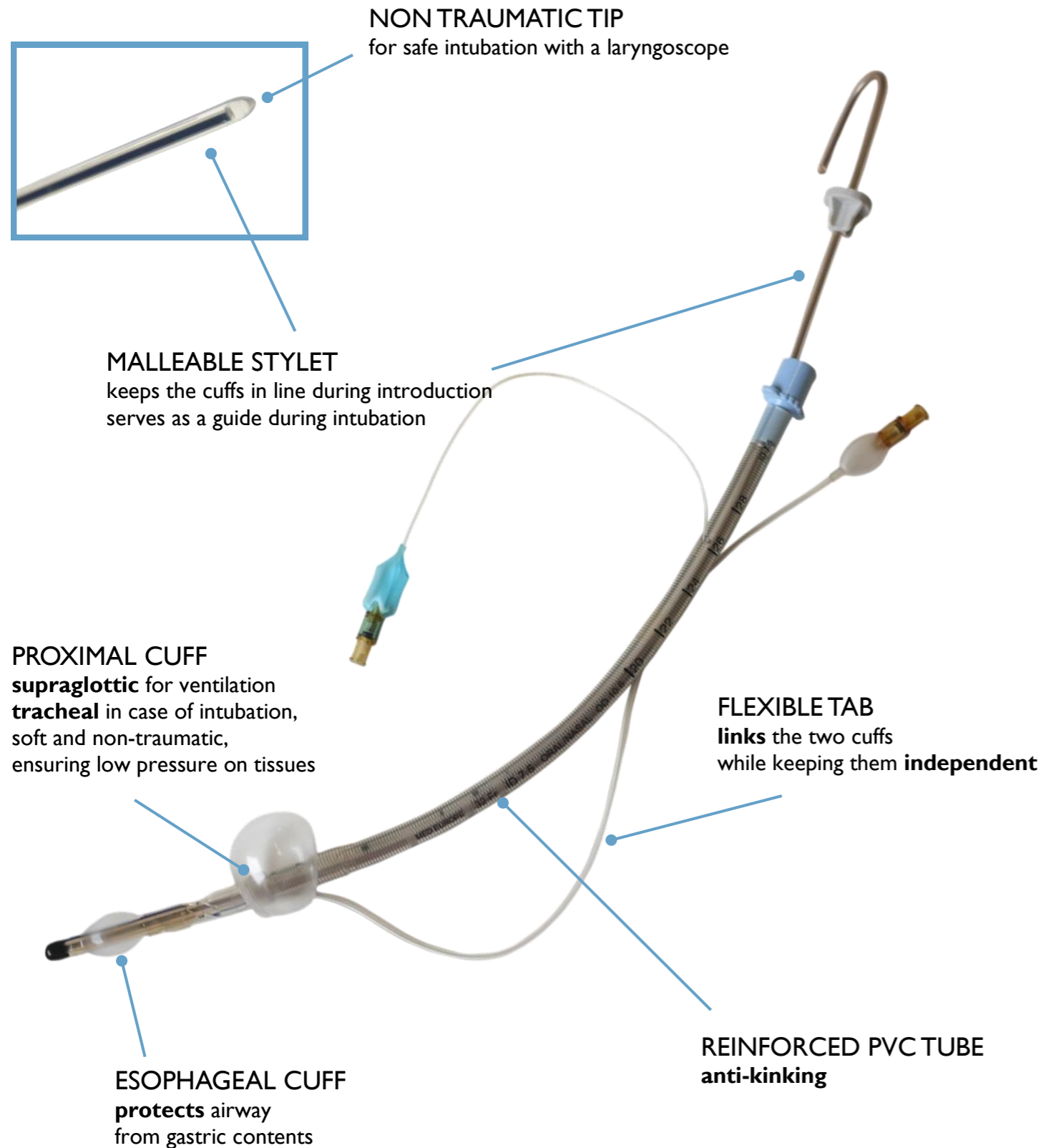
Once inserted blindly or using a laryngoscope, even by nursing staff, the Spritztube® ensures the patients' ventilation until their arrival in hospital setting. Then, if intubation is required, it allows to proceed with it directly, simply by modifying its configuration.

No need for additional maneuvers to exchange the device!



WHAT IS SPRITZTUBE®

Magic in simplicity: **independent cuffs!**



Spritztube® is an extraglottic airway device designed to ventilate and to allow tracheal intubation, combining ease of use, success rate and better safety of the patients, both in emergency settings and in elective surgery.

It's possible thanks to the patented flexibility of its design. It consists of a unique PVC tube with two separate cuffs, one proximal (oropharyngeal) and one distal (esophageal), linked to the tube by a flexible tab and easily removable when not needed.

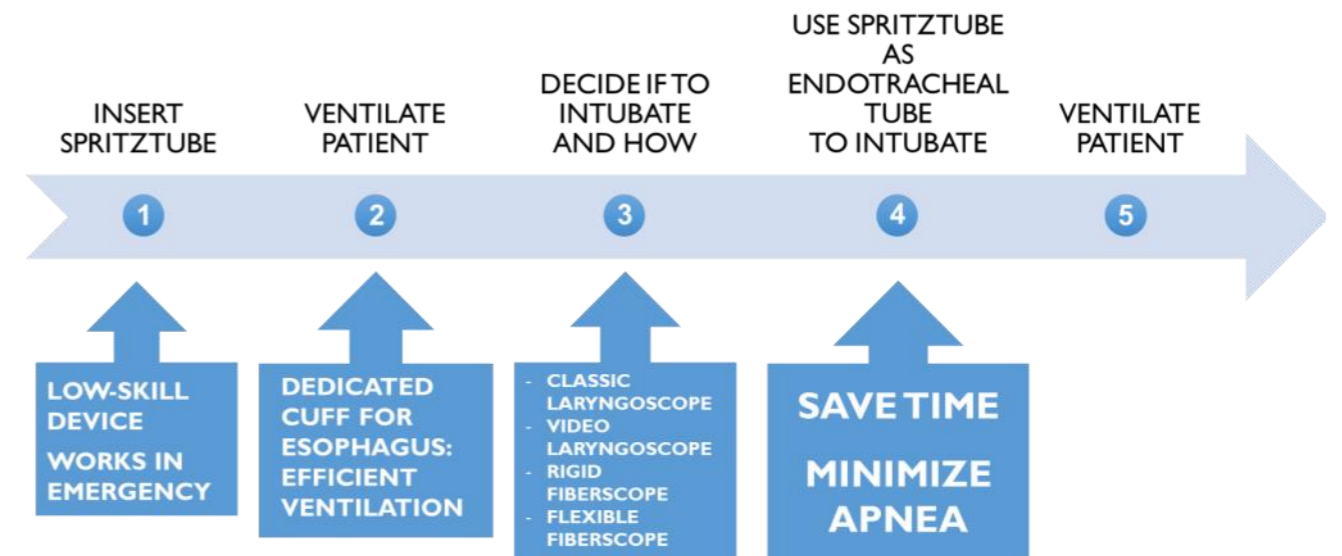
With both cuffs inflated, Spritztube® works as an extraglottic airway device and ensures the patient's ventilation, giving the anaesthesiologist time to evaluate the next steps.

If the intubation is required, the proximal cuff is deflated, and Spritztube® is advanced through the glottis with the laryngoscope or fiberoptic guidance. The latter can be inserted directly through the Spritztube®'s lumen, without interrupting the ventilation.

Any existing intubation technique is possible, depending on the operator's preference and skill level. The intubation procedure is simplified, since it doesn't require an external endotracheal tube or device exchange maneuvers.

In fact Spritztube® is the only existing device capable of turning from extraglottic to intraglottic because it itself acts as an endotracheal tube.

SPRITZTUBE® vs. difficult airway challenge VENTILATE & INTUBATE with the same device!



SPRITZTUBE® in action

